



[www.braintree.gov.uk/housing/housing-statnav](http://www.braintree.gov.uk/housing/housing-statnav)

## Key Housing Needs Statistics

### Castle Hedingham

Snapshot: July 2023

To be read in conjunction with the  
'Guide to Key Housing Needs Statistics – Villages'

For all sources, more detailed housing needs data and  
a full guide to how to read this data, please visit the  
Housing StatNav website.



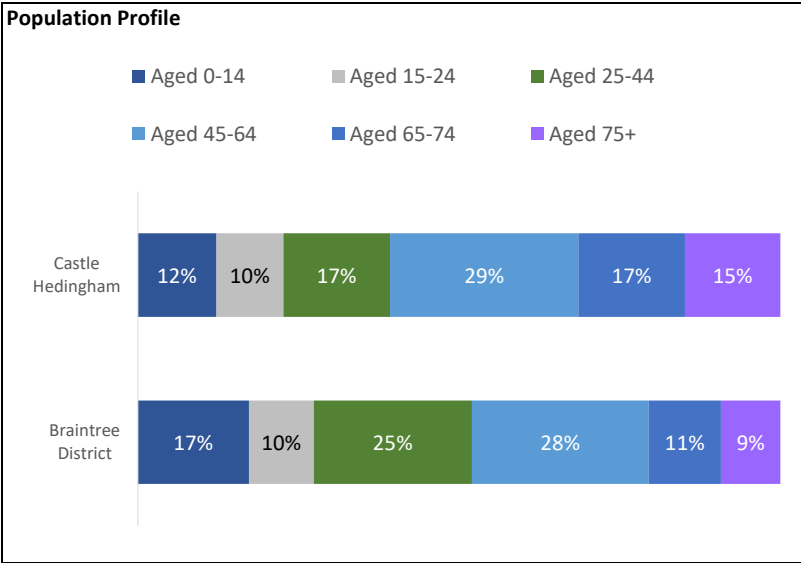
# Key Housing Needs Statistics

Snapshot: July 2023



## Castle Hedingham

### About the Parish of Castle Hedingham



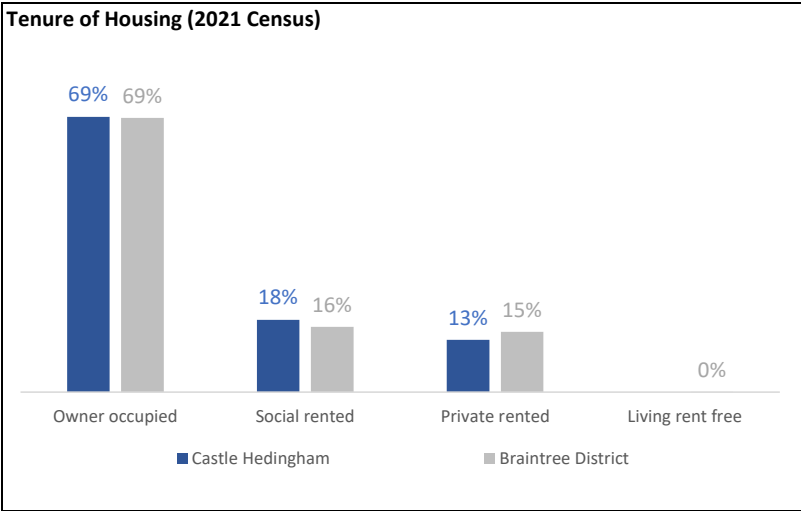
**Key Parish Statistics**

- Population (2021 Census) - 1,187
- Households (2021 Census) - 536
- The population is 0.8% of the total Braintree District population (131,464)

45.3% of households in Castle Hedingham are economically inactive, which is higher than the 36.9% across the district.

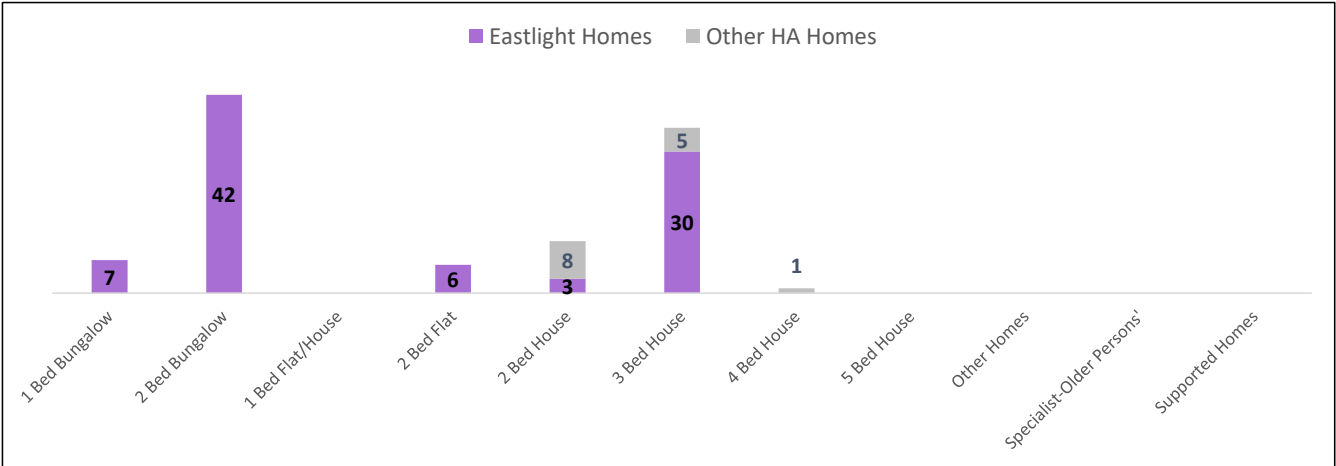
16.5% of households in Castle Hedingham are family households all aged over 65yrs, which is higher than the 10.9% across the district.

22.9% of households in Castle Hedingham are couples with children, which is lower than the 28.3% across the district.



### Housing Association homes to rent in Castle Hedingham

There were 102 Housing Association homes to rent in Castle Hedingham as at July 2023.



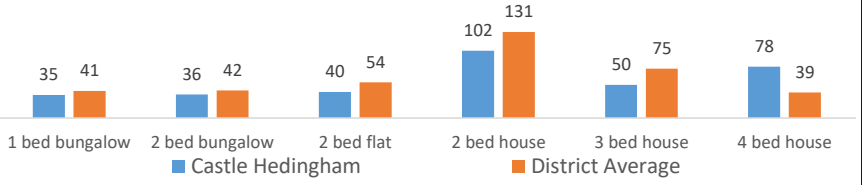
## Lettings history in Castle Hedingham

### Number of homes which have become available to rent

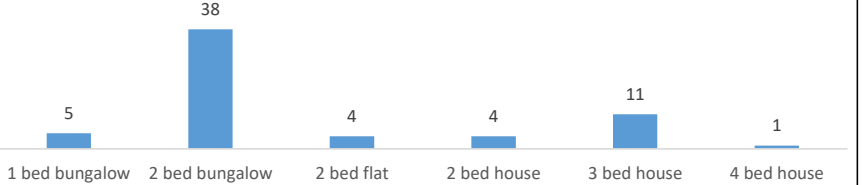
During the 14 year period from April 2009 to June 2023, there have been 63 homes that have become available to rent through Gateway to HomeChoice.  
These were:

- 5 x 1 bed bungalows
- 38 x 2 bed bungalows
- 4 x 2 bed flats
- 4 x 2 bed houses
- 11 x 3 bed houses
- 1 x 4 bed house

### Average number of bids on properties advertised on the Council's letting system



### Total number of homes which became available between 2009 and 2023



## Applicants waiting for a housing association home to rent

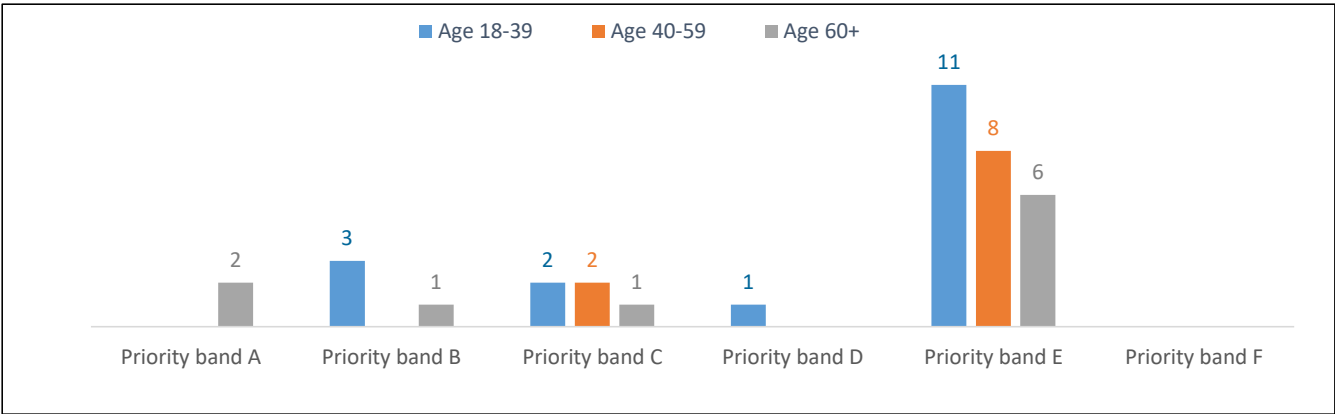
There were 8 households registered on Braintree District Council's system (Gateway to HomeChoice) waiting for housing association homes (households with a current address in the village as at July 2023):

Priority band A	Priority band B	Priority band C	Other bands D to F
1 Applicant	0 Applicants	1 Applicant	6 Applicants

For more information about the priority 'bands' (A to F) for housing applications, please see the guide to the data.

### Applicants in Castle Hedingham and surrounding villages

There were 37 households registered for housing association homes with a current address in Castle Hedingham and surrounding villages (Great Maplestead, Wickham St. Paul, Gestingthorpe and Great Yeldham) at July 2023. These are broken down into the priority 'bands' A to F:



Priority band A	Priority band B	Priority band C	Other bands D to F
2	4	5	26

The property size (number of bedrooms) needed by all applicants:

Age Group	1 bed	2 bed	3 bed	4 bed	5+ bed	Total
Age 18-39	3	8	6			17
Age 40-59	3	6	1			10
Age 60+	7	3				10
Total	13	17	7	0	0	37

Priority Band	1 bed	2 bed	3 bed	4 bed	5+ bed	Total
Priority band A		2				2
Priority band B	1	1	2			4
Priority band C	3	2				5
Other bands D to F	9	12	5			26
Total	13	17	7	0	0	37