



www.braintree.gov.uk/housing/housing-statnav

Key Housing Needs Statistics

Colne Engaine

Snapshot: July 2023

To be read in conjunction with the
'Guide to Key Housing Needs Statistics – Villages'

For all sources, more detailed housing needs data and
a full guide to how to read this data, please visit the
Housing StatNav website.



Key Housing Needs Statistics

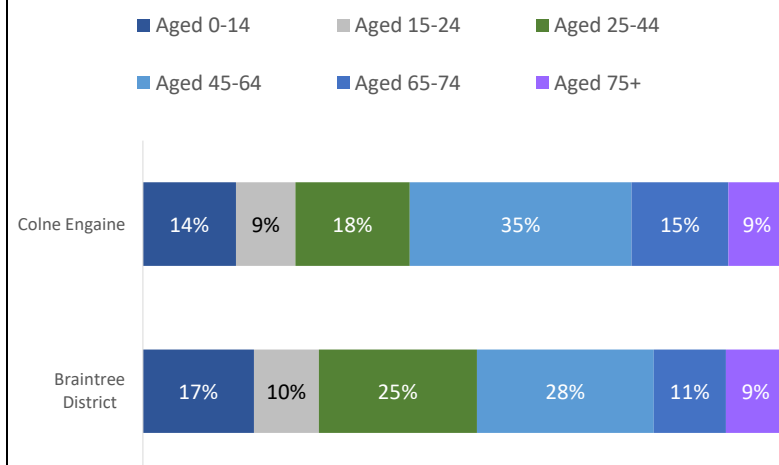
Snapshot: July 2023



Colne Engaine

About the Parish of Colne Engaine

Population Profile



Key Parish Statistics

- Population (2021 Census) - 994
- Households (2021 Census) - 407
- The population is 0.6% of the total Braintree District population (131,464)



59.6% of households in Colne Engaine are economically active excluding students, which is lower than the 56.9% across the district.

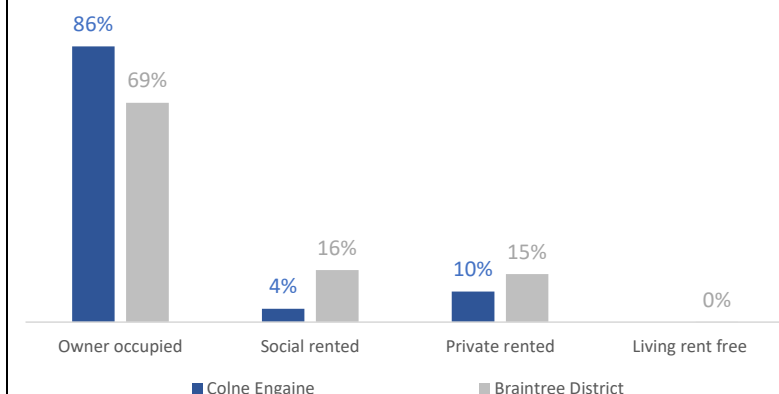


17.0% of households in Colne Engaine are family households all aged over 65yrs, which is higher than the 10.9% across the district.



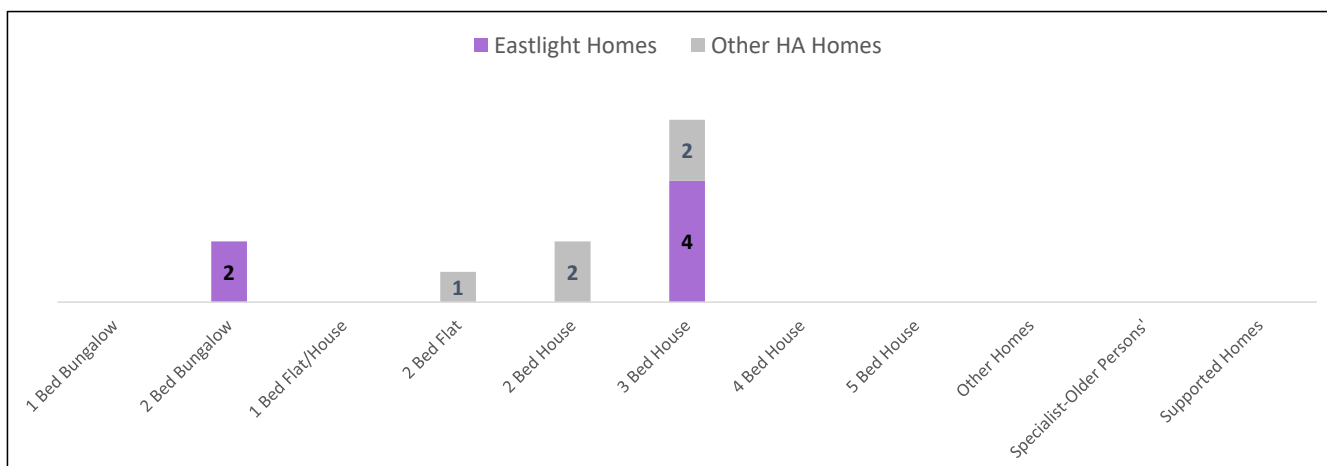
4.3% of households in Colne Engaine are lone parent families, which is lower than the 9.8% across the district.

Tenure of Housing (2021 Census)



Housing Association homes to rent in Colne Engaine

There were 11 Housing Association homes to rent in Colne Engaine as at July 2023.



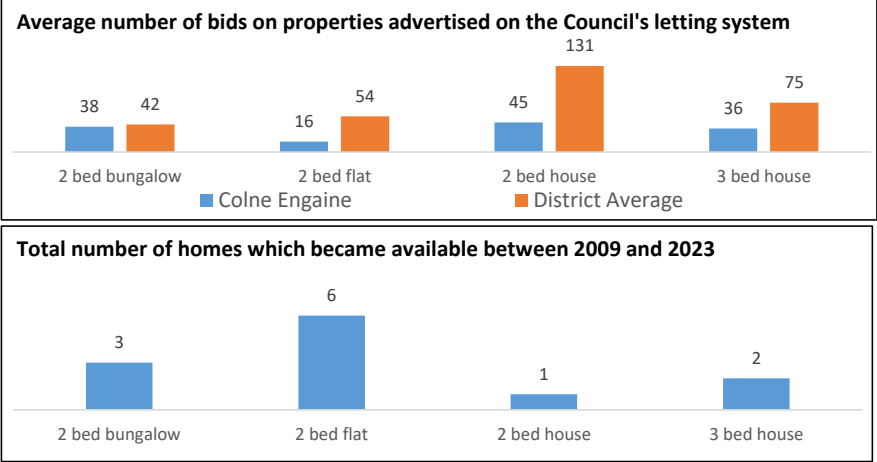
Lettings history in Colne Engaine

Number of homes which have become available to rent

During the 14 year period from April 2009 to June 2023, there have been 12 homes that have become available to rent through Gateway to HomeChoice.

These were:

- 3 x 2 bed bungalows
- 6 x 2 bed flats
- 1 x 2 bed house
- 2 x 3 bed houses



Applicants waiting for a housing association home to rent

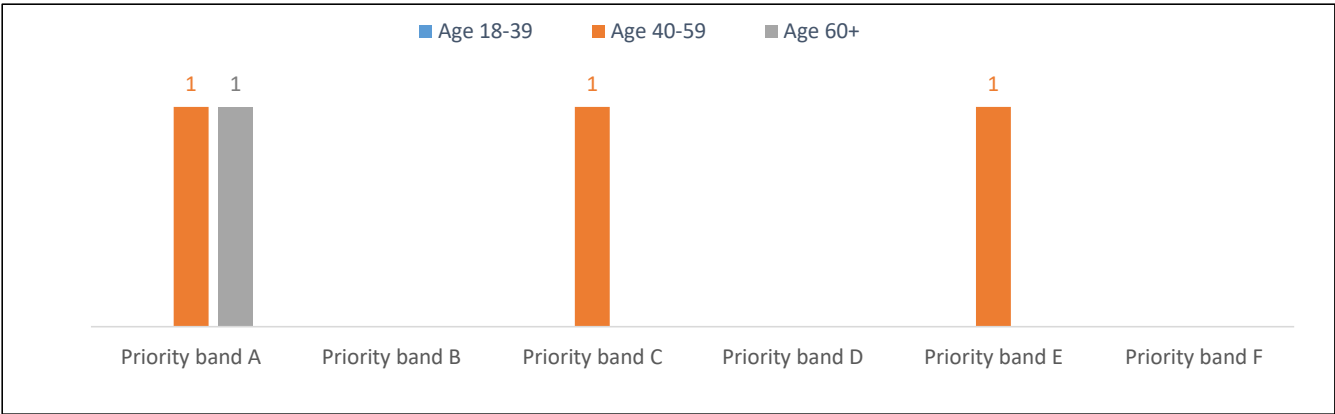
There were 0 households registered on Braintree District Council's system (Gateway to HomeChoice) waiting for housing association homes (households with a current address in the village as at July 2023):

Priority band A	Priority band B	Priority band C	Other bands D to F
0 Applicants	0 Applicants	0 Applicants	0 Applicants

For more information about the priority 'bands' (A to F) for housing applications, please see the guide to the data.

Applicants in Colne Engaine and surrounding villages

There were 4 households registered for housing association homes with a current address in Colne Engaine and surrounding villages (Greenstead Green and Halstead Rural, Pebmarsh and Little Maplestead) at July 2023. These are broken down into the priority 'bands' A to F:



Priority band A	Priority band B	Priority band C	Other bands D to F
2	0	1	1

The property size (number of bedrooms) needed by all applicants:

Age Group	1 bed	2 bed	3 bed	4 bed	5+ bed	Total
Age 18-39						
Age 40-59	1	2				3
Age 60+		1				1
Total	1	3	0	0	0	4

Priority Band	1 bed	2 bed	3 bed	4 bed	5+ bed	Total
Priority band A		2				2
Priority band B						
Priority band C		1				1
Other bands D to F	1					1
Total	1	3	0	0	0	4