



www.braintree.gov.uk/housing/housing-statnav

Key Housing Needs Statistics

Great Bardfield

Snapshot: July 2023

To be read in conjunction with the
'Guide to Key Housing Needs Statistics – Villages'

For all sources, more detailed housing needs data and
a full guide to how to read this data, please visit the
Housing StatNav website.



Key Housing Needs Statistics

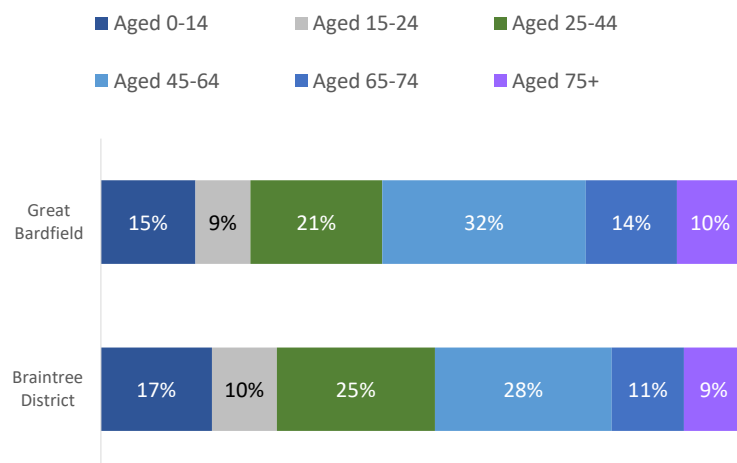
Snapshot: July 2023



Great Bardfield

About the Parish of Great Bardfield

Population Profile



Key Parish Statistics

- Population (2021 Census) - 1,374
- Households (2021 Census) - 598
- The population is 0.9% of the total Braintree District population (131,464)



39.9% of households in Great Bardfield are economically inactive, which is higher than the 36.9% across the district.

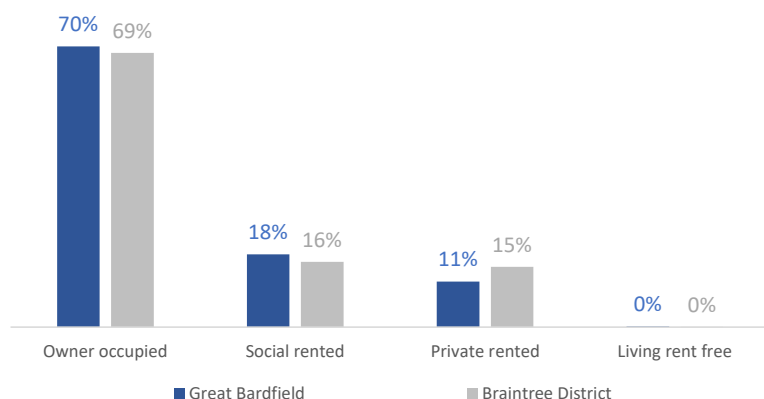


22.6% of households in Great Bardfield are couples without children, which is higher than the 18.6% across the district.



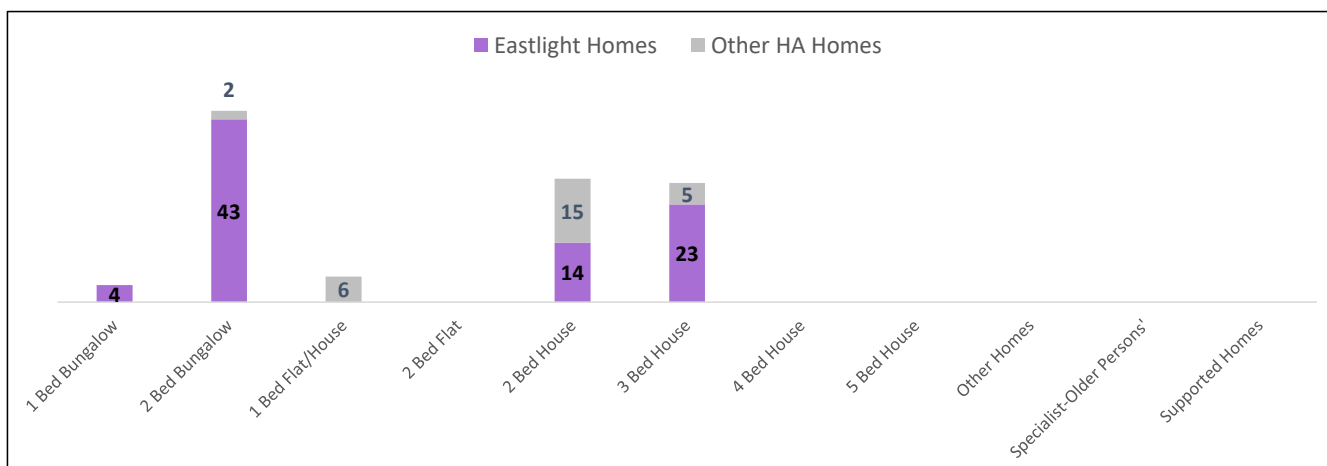
7.1% of households in Great Bardfield are lone parent families, which is lower than the 9.8% across the district.

Tenure of Housing (2021 Census)



Housing Association homes to rent in Great Bardfield

There were 112 Housing Association homes to rent in Great Bardfield as at July 2023.



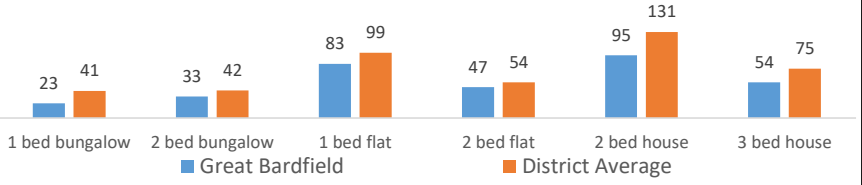
Lettings history in Great Bardfield

Number of homes which have become available to rent

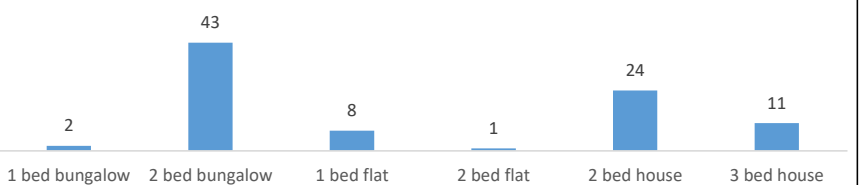
During the 14 year period from April 2009 to June 2023, there have been 89 homes that have become available to rent through Gateway to HomeChoice.
These were:

- 2 x 1 bed bungalows
- 43 x 2 bed bungalows
- 8 x 1 bed flats
- 1 x 2 bed flat
- 24 x 2 bed houses
- 11 x 3 bed houses

Average number of bids on properties advertised on the Council's letting system



Total number of homes which became available between 2009 and 2023



Applicants waiting for a housing association home to rent

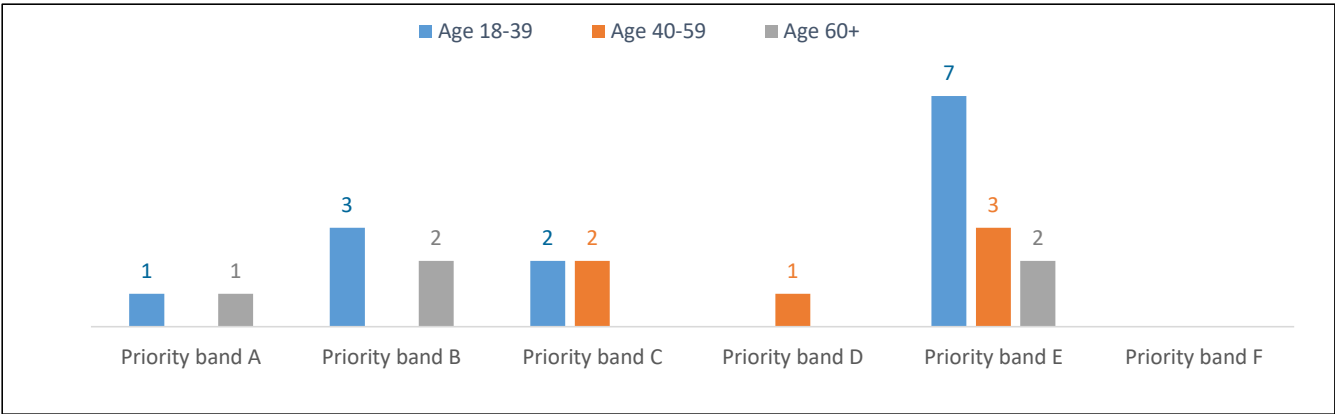
There were 13 households registered on Braintree District Council's system (Gateway to HomeChoice) waiting for housing association homes (households with a current address in the village as at July 2023):

Priority band A	Priority band B	Priority band C	Other bands D to F
1 Applicant	2 Applicants	2 Applicants	8 Applicants

For more information about the priority 'bands' (A to F) for housing applications, please see the guide to the data.

Applicants in Great Bardfield and surrounding villages

There were 24 households registered for housing association homes with a current address in Great Bardfield and surrounding villages (Finchingfield, Wethersfield, Shalford and Bardfield Saling) at July 2023. These are broken down into the priority 'bands' A to F:



Priority band A	Priority band B	Priority band C	Other bands D to F
2	5	4	13

The property size (number of bedrooms) needed by all applicants:

Age Group	1 bed	2 bed	3 bed	4 bed	5+ bed	Total
Age 18-39	1	7	4	1		13
Age 40-59	6					6
Age 60+	4	1				5
Total	11	8	4	1	0	24

Priority Band	1 bed	2 bed	3 bed	4 bed	5+ bed	Total
Priority band A		1	1			2
Priority band B	2		2	1		5
Priority band C	2	1	1			4
Other bands D to F	7	6				13
Total	11	8	4	1	0	24