



[www.braintree.gov.uk/housing/housing-statnav](http://www.braintree.gov.uk/housing/housing-statnav)

## Key Housing Needs Statistics

### Great Maplestead

Snapshot: July 2023

To be read in conjunction with the  
'Guide to Key Housing Needs Statistics – Villages'

For all sources, more detailed housing needs data and  
a full guide to how to read this data, please visit the  
Housing StatNav website.



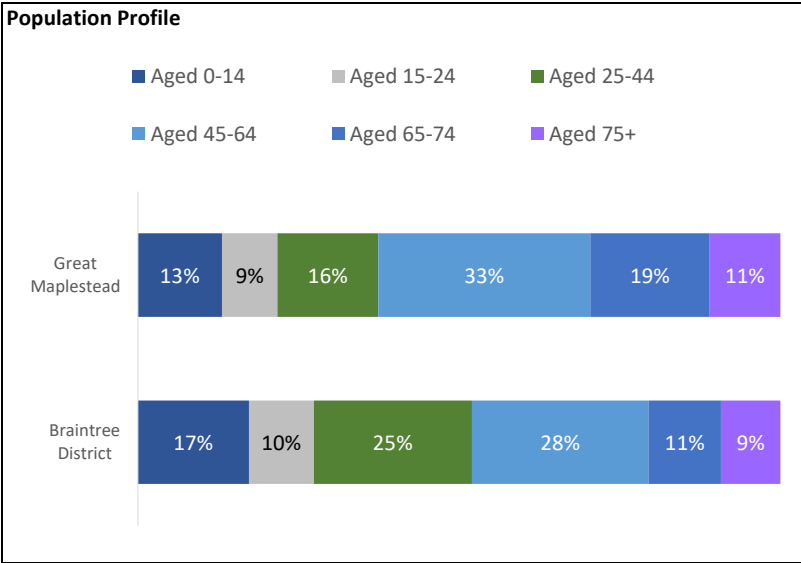
# Key Housing Needs Statistics

Snapshot: July 2023



## Great Maplestead

### About the Parish of Great Maplestead



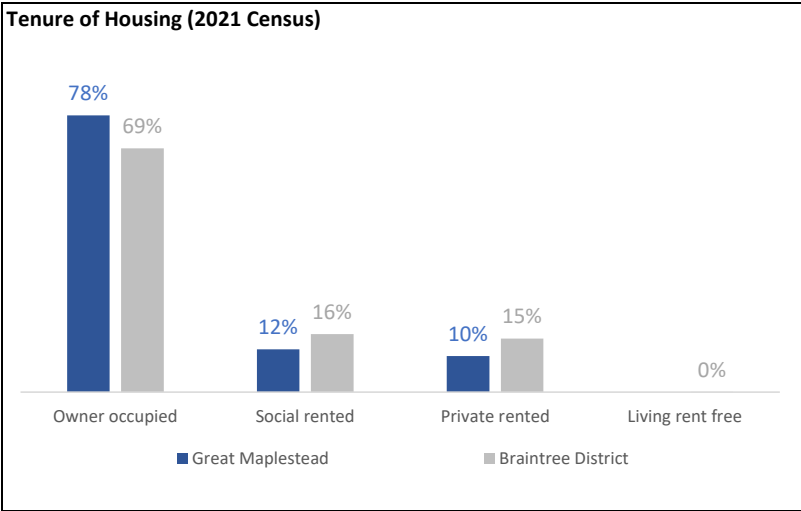
**Key Parish Statistics**

- Population (2021 Census) - 382
- Households (2021 Census) - 158
- The population is 0.2% of the total Braintree District population (131,464)

42.6% of households in Great Maplestead are economically inactive, which is higher than the 36.9% across the district.

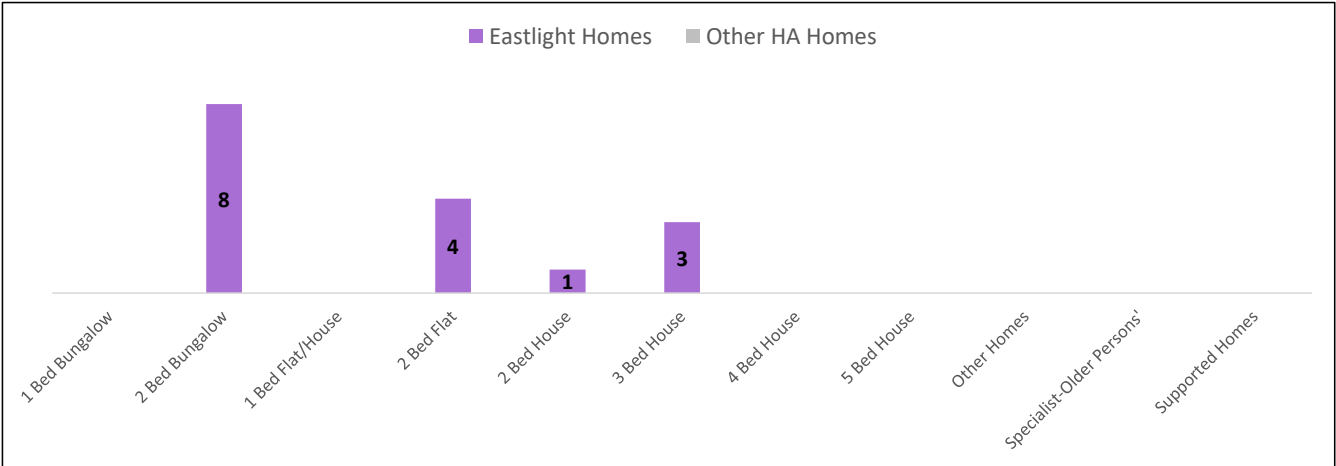
18.9% of households in Great Maplestead are family households all aged over 65yrs, which is higher than the 10.9% across the district.

6.9% of households in Great Maplestead are one person households aged 65yrs & under, which is lower than the 14.1% across the district.



### Housing Association homes to rent in Great Maplestead

There were 16 Housing Association homes to rent in Great Maplestead as at July 2023.



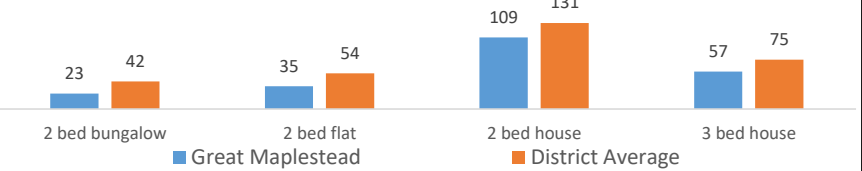
## Lettings history in Great Maplestead

### Number of homes which have become available to rent

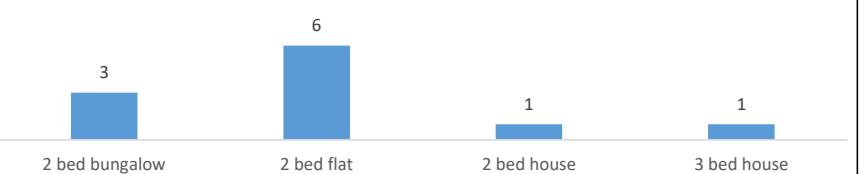
During the 14 year period from April 2009 to June 2023, there have been 11 homes that have become available to rent through Gateway to HomeChoice.  
These were:

- 3 x 2 bed bungalows
- 6 x 2 bed flats
- 1 x 2 bed house
- 1 x 3 bed house

### Average number of bids on properties advertised on the Council's letting system



### Total number of homes which became available between 2009 and 2023



## Applicants waiting for a housing association home to rent

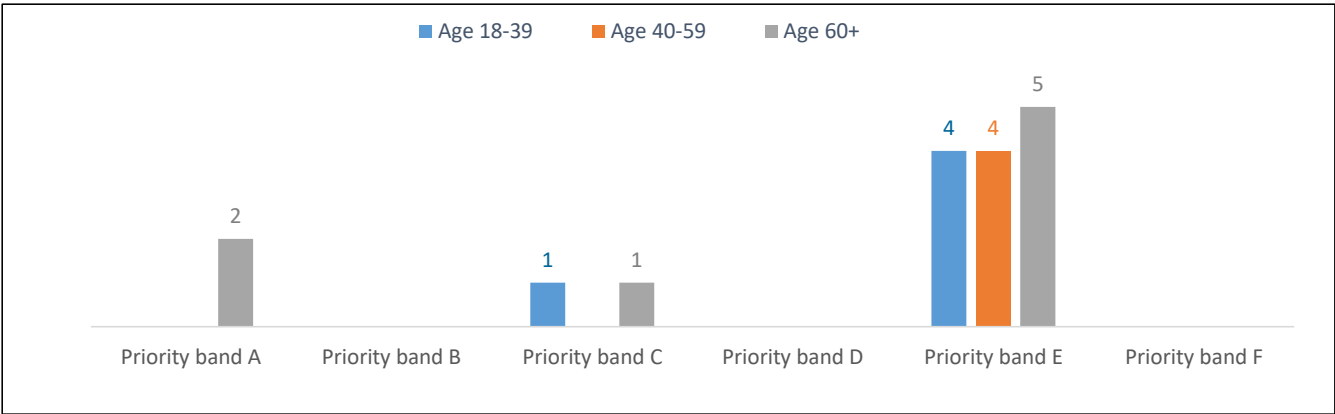
There were 2 households registered on Braintree District Council's system (Gateway to HomeChoice) waiting for housing association homes (households with a current address in the village as at July 2023):

Priority band A	Priority band B	Priority band C	Other bands D to F
0 Applicants	0 Applicants	1 Applicant	1 Applicant

For more information about the priority 'bands' (A to F) for housing applications, please see the guide to the data.

### Applicants in Great Maplestead and surrounding villages

There were 17 households registered for housing association homes with a current address in Great Maplestead and surrounding villages (Castle Hedingham, Wickham St. Paul, Gestingthorpe and Little Maplestead) at July 2023. These are broken down into the priority 'bands' A to F:



Priority band A	Priority band B	Priority band C	Other bands D to F
2	0	2	13

The property size (number of bedrooms) needed by all applicants:

Age Group	1 bed	2 bed	3 bed	4 bed	5+ bed	Total
Age 18-39	1	3	1			5
Age 40-59	1	2	1			4
Age 60+	6	2				8
Total	8	7	2	0	0	17

Priority Band	1 bed	2 bed	3 bed	4 bed	5+ bed	Total
Priority band A		2				2
Priority band B						
Priority band C	2					2
Other bands D to F	6	5	2			13
Total	8	7	2	0	0	17