



www.braintree.gov.uk/housing/housing-statnav

Key Housing Needs Statistics

Great Yeldham

Snapshot: July 2023

To be read in conjunction with the
'Guide to Key Housing Needs Statistics – Larger villages'

For all sources, more detailed housing needs data and
a full guide to how to read this data, please visit the
Housing StatNav website.

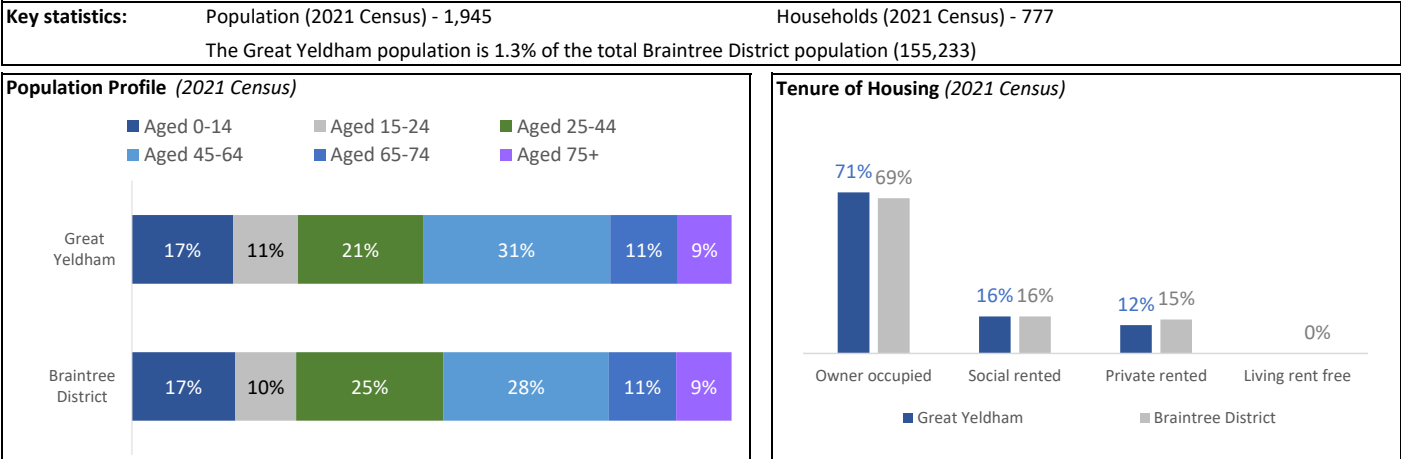


Key Housing Needs Statistics

Snapshot: July 2023

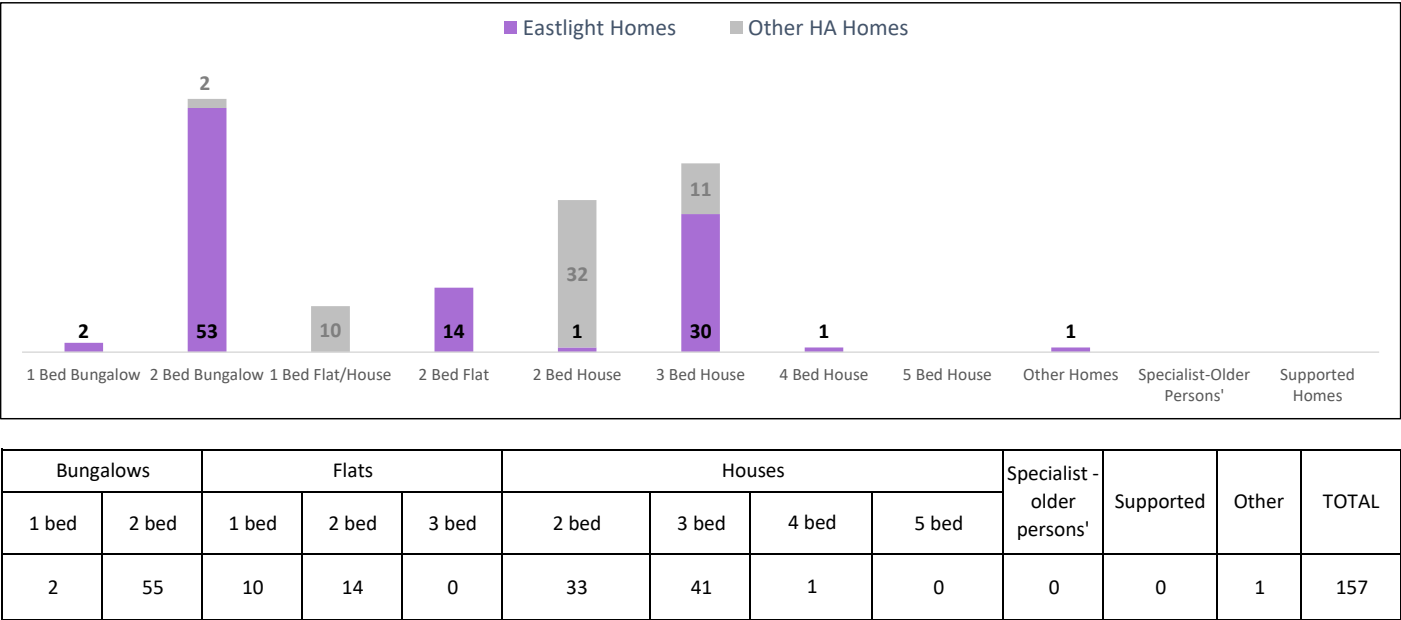


Great Yeldham



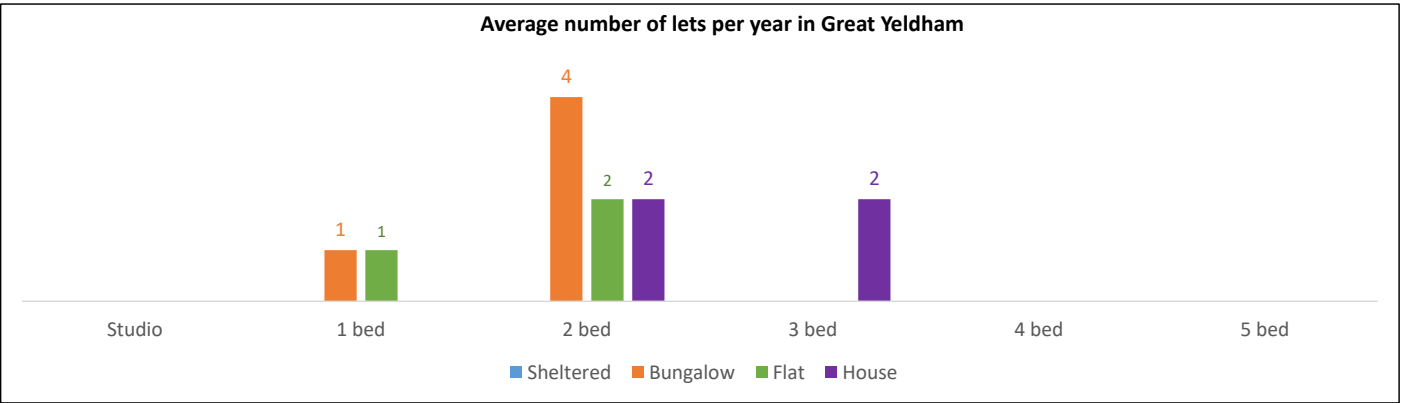
Housing Association homes to rent in Great Yeldham

There were 157 Housing Association homes to rent in Great Yeldham as at July 2023.



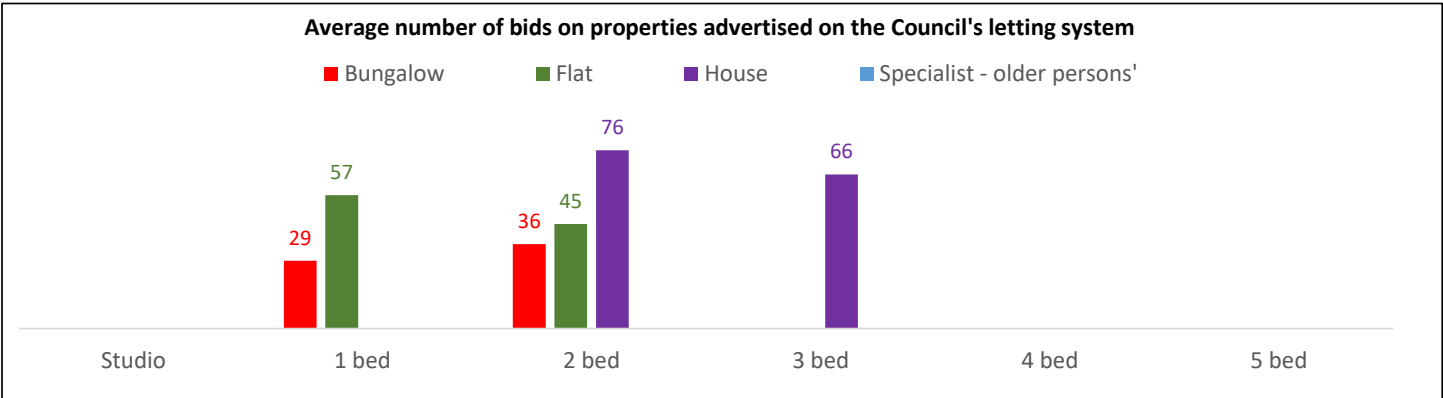
Lettings history in Great Yeldham

Number of lets per year of rented housing association homes (average from May 2009 to May 2023):



Number of bids per property in Great Yeldham

The average number of bids made for each property type which became available on the Council's lettings system between May 2009 and May 2023:



Applicants waiting for a housing association home to rent

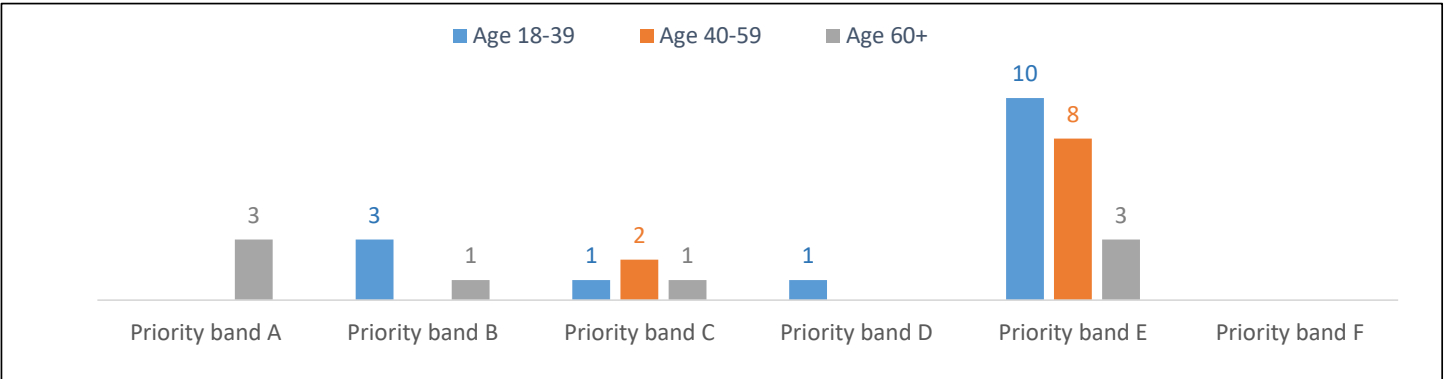
There were 22 households registered on Braintree District Council's system (Gateway to HomeChoice) waiting for housing association homes (households with a current address in the village as at July 2023):

| Priority band A | Priority band B | Priority band C | Other bands D to F |
|-----------------|-----------------|-----------------|--------------------|
| 1 Applicant | 4 Applicants | 3 Applicants | 14 Applicants |

For more information about the priority 'bands' (A to F) for housing applications, please see the guide to the data.

Applicants in Great Yeldham and surrounding villages

There were 33 households registered for housing association homes with a current address in Great Yeldham and surrounding villages (Toppesfield, Little Yeldham, Ridgewell and Castle Hedingham) at July 2023. These are broken down into the priority 'bands' A to F:



| Priority band A | Priority band B | Priority band C | Other bands D to F |
|-----------------|-----------------|-----------------|--------------------|
| 3 | 4 | 4 | 22 |

The property size (number of bedrooms) needed by all applicants:

| | 1 bed | 2 bed | 3 bed | 4 bed | 5+ bed | Total |
|-----------|-------|-------|-------|-------|--------|-------|
| Age 18-39 | 2 | 8 | 5 | | | 15 |
| Age 40-59 | 3 | 5 | 2 | | | 10 |
| Age 60+ | 4 | 4 | | | | 8 |
| Total | 9 | 17 | 7 | 0 | 0 | 33 |

| | 1 bed | 2 bed | 3 bed | 4 bed | 5+ bed | Total |
|--------------------|-------|-------|-------|-------|--------|-------|
| Priority band A | | 3 | | | | 3 |
| Priority band B | 1 | 1 | 2 | | | 4 |
| Priority band C | 2 | 2 | | | | 4 |
| Other bands D to F | 6 | 11 | 5 | | | 22 |
| Total | 9 | 17 | 7 | 0 | 0 | 33 |