

Our ref
Your Ref
Ask For
Tel
Date



Development Services
Causeway House
Braintree Essex CM7 9HB
Tel: 01376 552525
Fax: 01376 557787

Street Name Signage Specification for developers

This is a specification of works required, materials to be used and conditions to be observed in the positioning of Street Name Plates within Braintree District.

General Information

- 1) Street Name Plates are requested to be provided by the developer within developments which require the access roads to be named, in compliance with the public Health Act 1925 section 19, and Braintree District Council's implementation procedure.
- 2) Name Plates are to be positioned on both sides of the road, at each end of the road and on the cross roads at 'T' junctions. Further street name plates may be required for mews, courts and private drives which lead off the named road - these normally have only house numbers indicated on them.
- 3) The top of the plate is to be 0.80 metres above normal ground level unless otherwise instructed by Braintree District Councils authorised representative.
- 4) The developer is required to advise purchasers of any property on the corner of the road, mews, court or private drive where there is a possibility that a Street Name Plate may be positioned within the boundary of that property or attached to the wall of the building itself. It is strongly urged that a suitable clause is added to the Conveyance Deeds of a new property, giving the Purchaser's consent to the developer and subsequent contractor to enter the property to affix and maintain the name plate.
- 5) The developer is requested to supply all necessary tools, labour and materials required to carry out and complete the whole of the works in a proper workmanlike manner, and in accordance with the following specifications.

Temporary Name Plates

Temporary Name Plates are requested to be provided, positioned and maintained in the event of a permanent name plate not being positioned **before any property in the road is occupied.**

N.B. It is essential that this regulation is observed, because of problems experienced by the emergency and postal services when trying to locate addresses in newly developed areas where street name plates have not been erected.

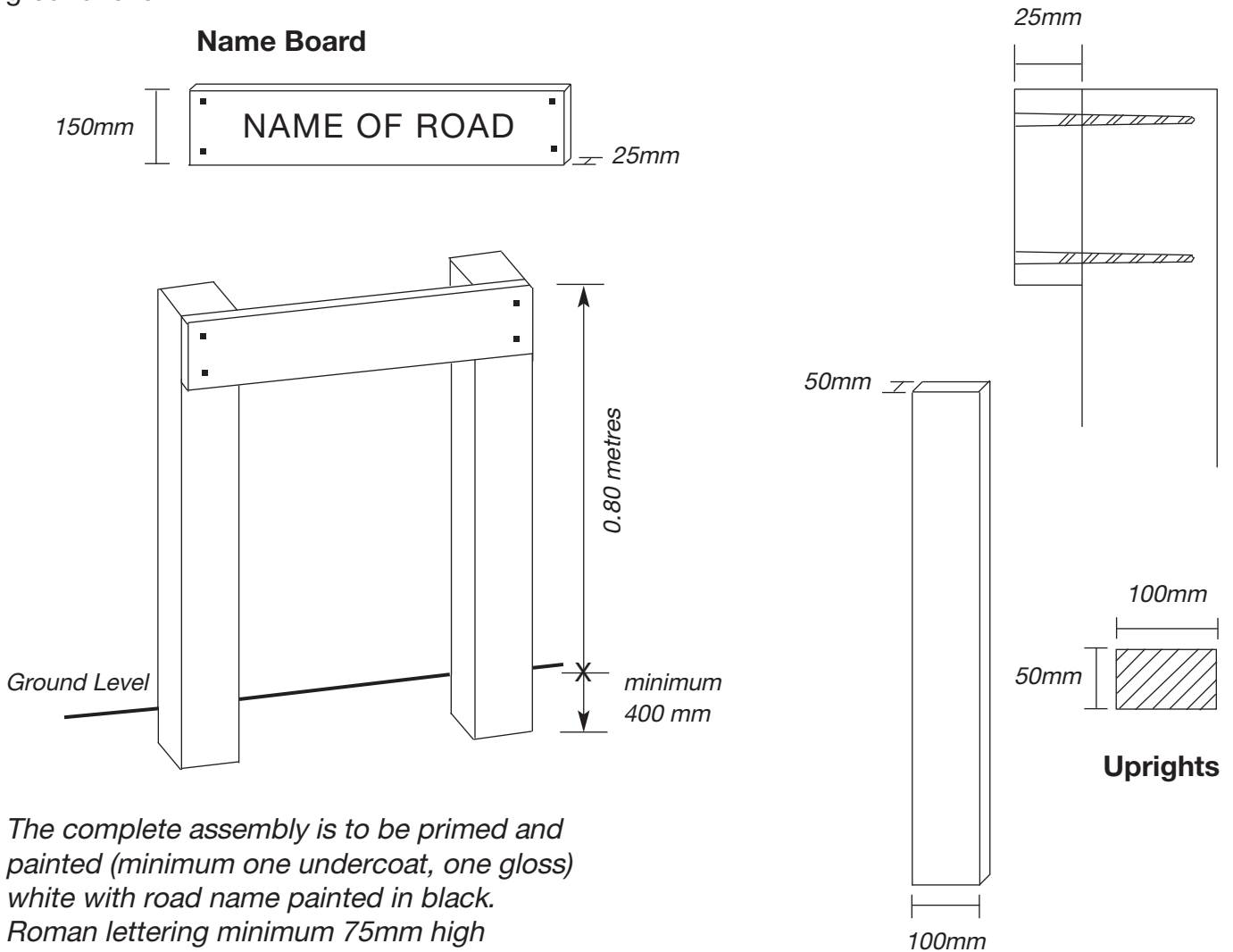
Once the permanent name plate is positioned the temporary plates should be removed.

Construction

The temporary name plate is to be constructed out of softwood consisting of 150mm x 25mm thick board securely attached to two 100mm x 50mm uprights. The complete assembly is to be primed and painted (at least one undercoat, one gloss coat) white with road name in black Roman lettering minimum height 75mm.

Positioning

The complete temporary name plate must be fixed firmly into the ground to a depth not less than 400mm and with the positioning height of the top of the name plate to be 0.8 metres from ground level.



Permanent Name Plates

Permanent name plates are requested to be provided and positioned by the developer prior to the occupation of the first property in the road and maintained until the road is formally adopted or site construction is completed.

Street Name Plates Specification

The Street name Plate specification will be as follows unless otherwise agreed by B.D.C 's authorised representative.

The Name Plate - 11/12 S.W.G. non-reflective aluminium, minimum 152.5 mm (6in.) plate. White background with die pressed 12.7mm (1/2 in.) black border. Die pressed 89mm (3 1/2 in.)

black Kindersley letters. 'Leading to' and subsequent names 2in. black Kindersley. Drilled with a minimum of four holes.

Backing Board - 16mm marine or W.B.P. ply cut to size of each name plate.

Posts - Each post is to be 100mm x 100mm Oak or other acceptable material which has been approved by B.D.C.'s authorised representative prior to its use. The timber must be vacuum impregnated with **Protim Prevac** or other approved protection.

Each post may also be constructed from recycled materials and are supplied by

Filcris Limited,
The Old Fire Station,
Broadway, Bourn,
Cambridge
CB3 7TE.

Tel: 01954 718327

Fax: 01954 719908

Email: sales@filcris.co.uk

Website: www.filcris.co.uk/products/signage/index.htm

Positioning of Name Plates

The name plate should be positioned in accordance with instructions supplied by B.D.C.

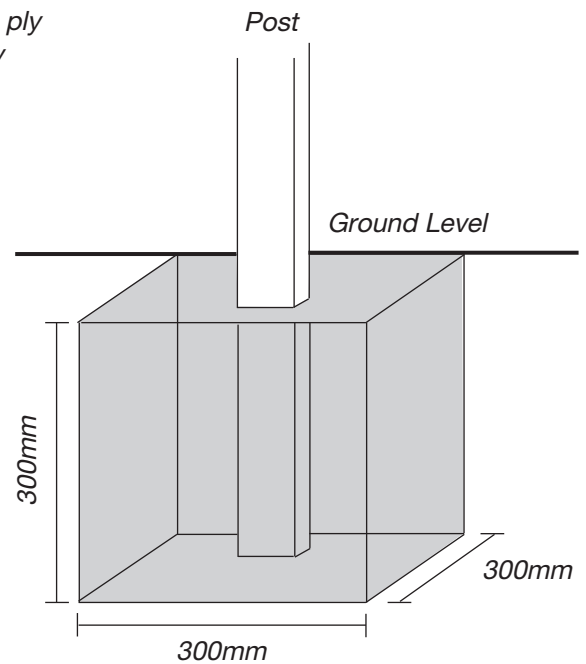
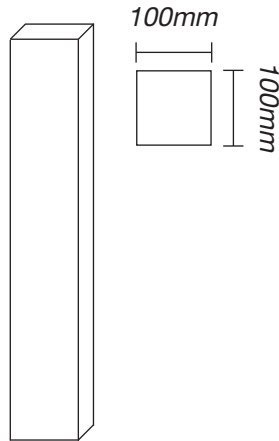
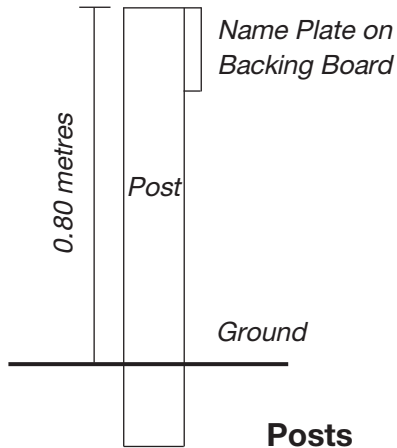
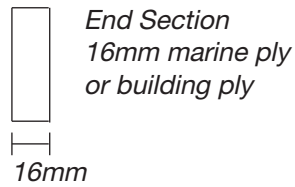

The works to be carried out for permanent plates consist of:

1. Where Name Plate is attached to posts:

- i) excavate in any material, a posthole 600mm deep and not less than 300mm x 300mm cross section to receive post.
- ii) provide concrete (1:2:4 mix by weight) approximately 0.03m³ per post, compact around the post.
- iii) provide stainless steel, aluminium or similar approved rust - proof screws to attach the name plate to the backing board and to the posts.
- iv) remove all spoil and leave site tidy.
- v) adequate safeguards to be taken at all times to ensure that there is no danger to pedestrians. Should any works be left uncompleted during the hours of darkness, adequate safety precautions and lighting must be provided.

Backing Board

Cut to size of name plate



2. Where the nameplate is to be positioned directly on to a wall or fence:

- i) in walls, a minimum of 6 no. 6mm diameter holes shall be drilled and plugged with Rawlplugs or other approved plugs.
- ii) provide a minimum of 6 no. 50 mm stainless steel, aluminium or similar approved rust-proof screws and fix name plate to fence or wall with same.

Recommended Suppliers.

Street Name Plates

G and G Signs
15 Foxholes Road
Off Golf Course Lane
Leicester
LE3 1TH

Tel: 0116 254 4445

Fax: 0116 254 2020

Email: Info@GGStreetNamePlates.com

Website: www.GGStreetNamePlates.com

The Street Nameplate Company

Unit B1 | Backfield Farm | Iron Acton | Bristol BS37 9XD | 01454 631409