



[www.braintree.gov.uk/housing/housing-statnav](http://www.braintree.gov.uk/housing/housing-statnav)

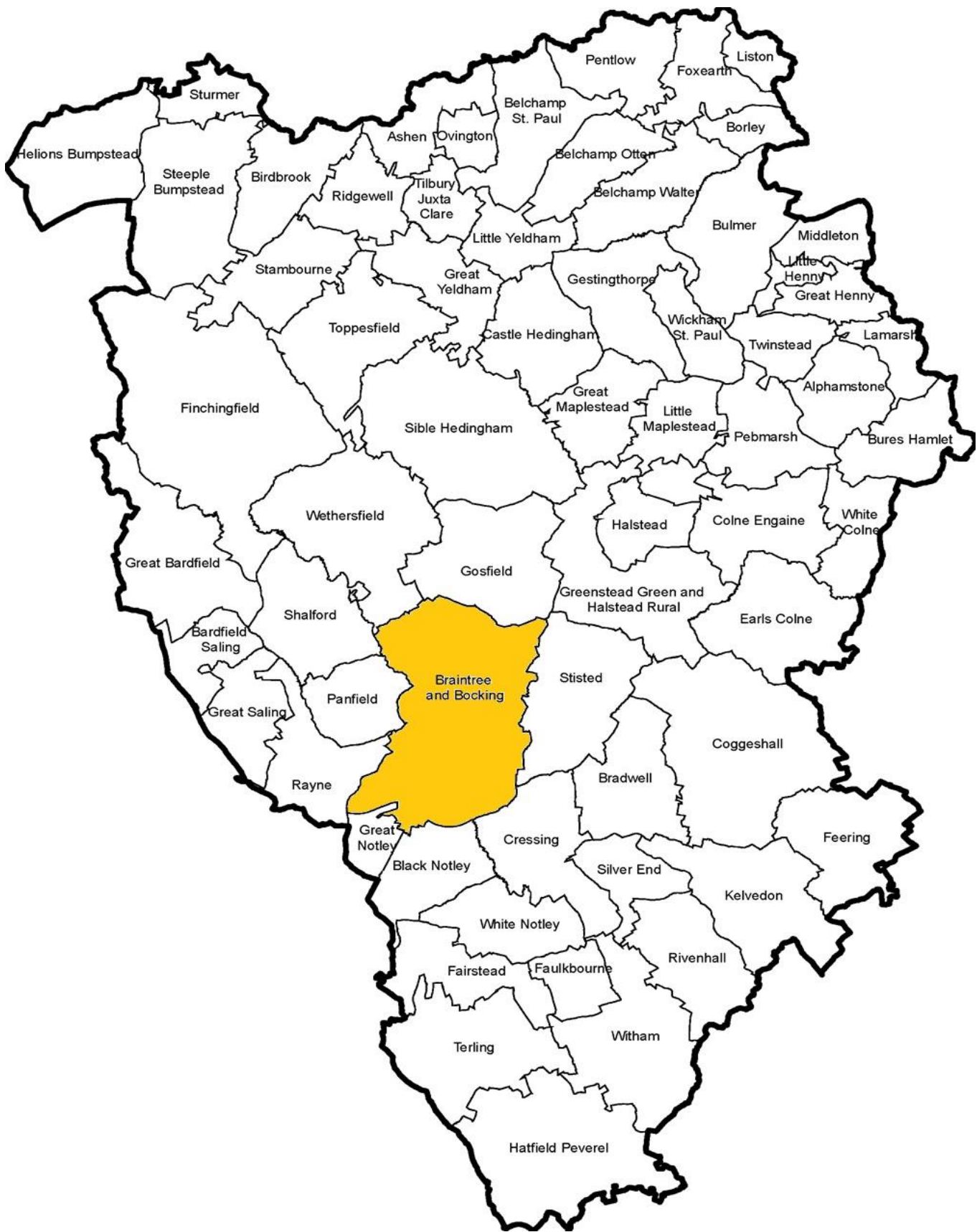
## Key Housing Needs Statistics

### Braintree & Bocking

Snapshot: July 2023

To be read in conjunction with the  
'Guide to Key Housing Needs Statistics - Towns'

For all sources, more detailed housing needs data and a full guide to how to read this data, please visit the Housing StatNav website.



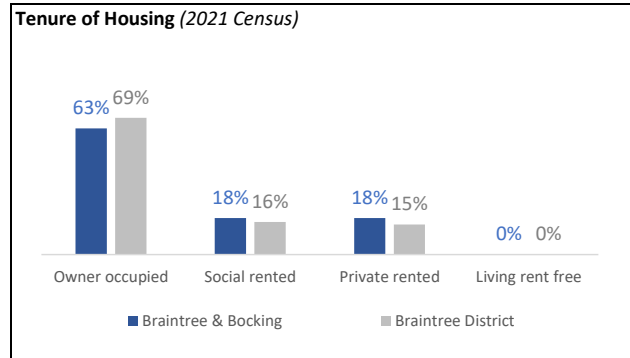
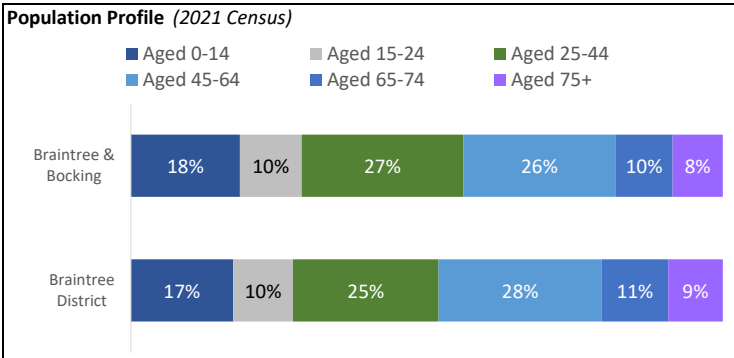
# Key Housing Needs Statistics

Snapshot: July 2023



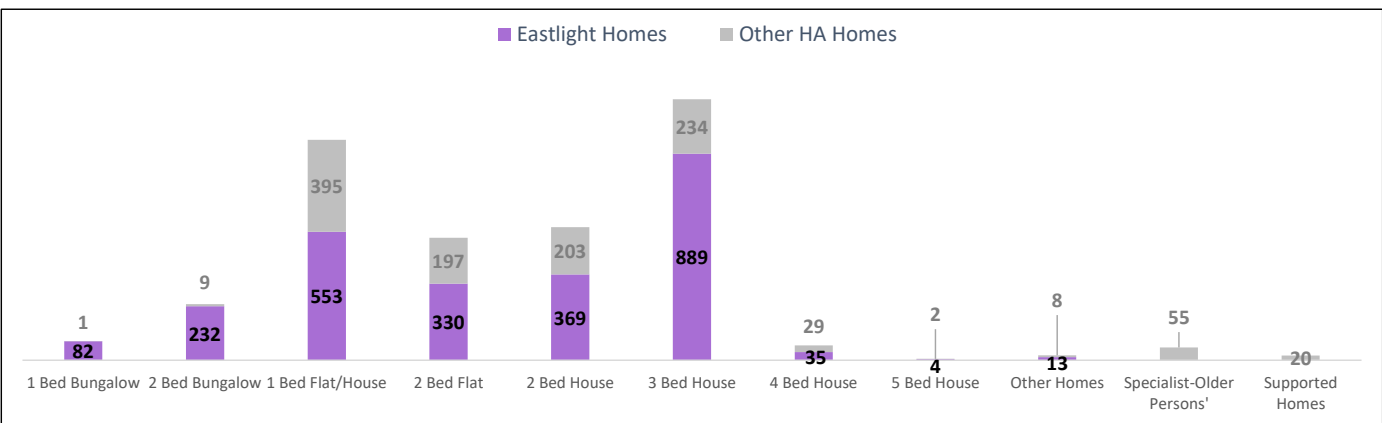
## Braintree & Bocking

**Key statistics:** Population (2021 Census) - 44,563 Households (2021 Census) - 18,621  
 The Braintree & Bocking population is 28.7% of the total Braintree District population (155,233)



## Housing Association homes to rent in Braintree & Bocking

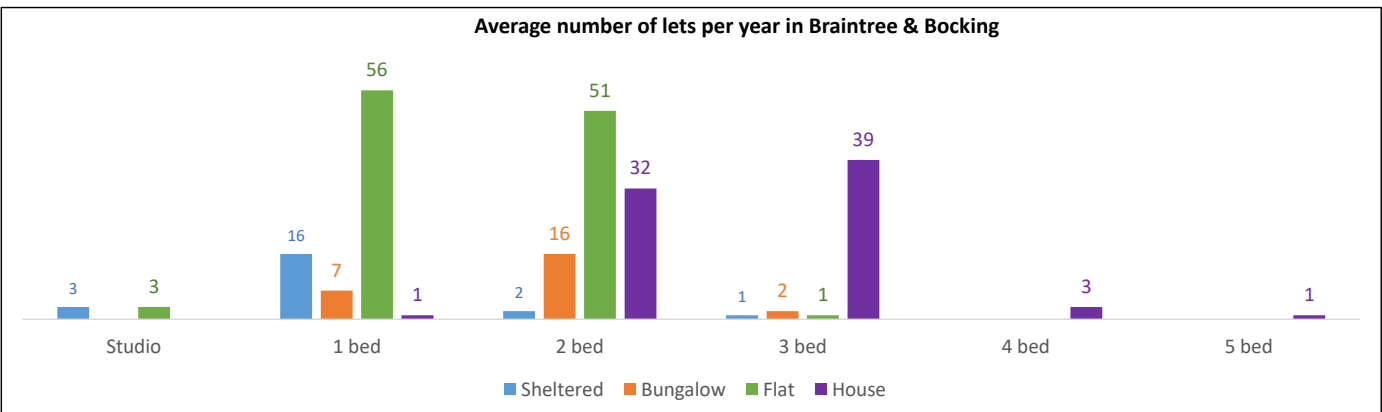
There were 3,660 Housing Association homes to rent in Braintree & Bocking as at July 2023



Bungalows		Flats			Houses				Specialist-older persons'	Supported	Other	TOTAL
1 bed	2 bed	1 bed	2 bed	3 bed	2 bed	3 bed	4 bed	5 bed				
83	241	948	527	0	572	1,123	64	6	55	20	21	3,660

## Lettings history in Braintree & Bocking

Number of lets per year of rented housing association homes (average from May 2009 to May 2023):



## Applicants waiting for a housing association home to rent in Braintree & Bocking

There were 716 households registered on Braintree District Council's system (Gateway to HomeChoice) waiting for housing association homes (households with a current address in the town as at July 2023):

Priority band A	Priority band B	Priority band C	Other bands D to F
22 Applicants	106 Applicants	126 Applicants	462 Applicants

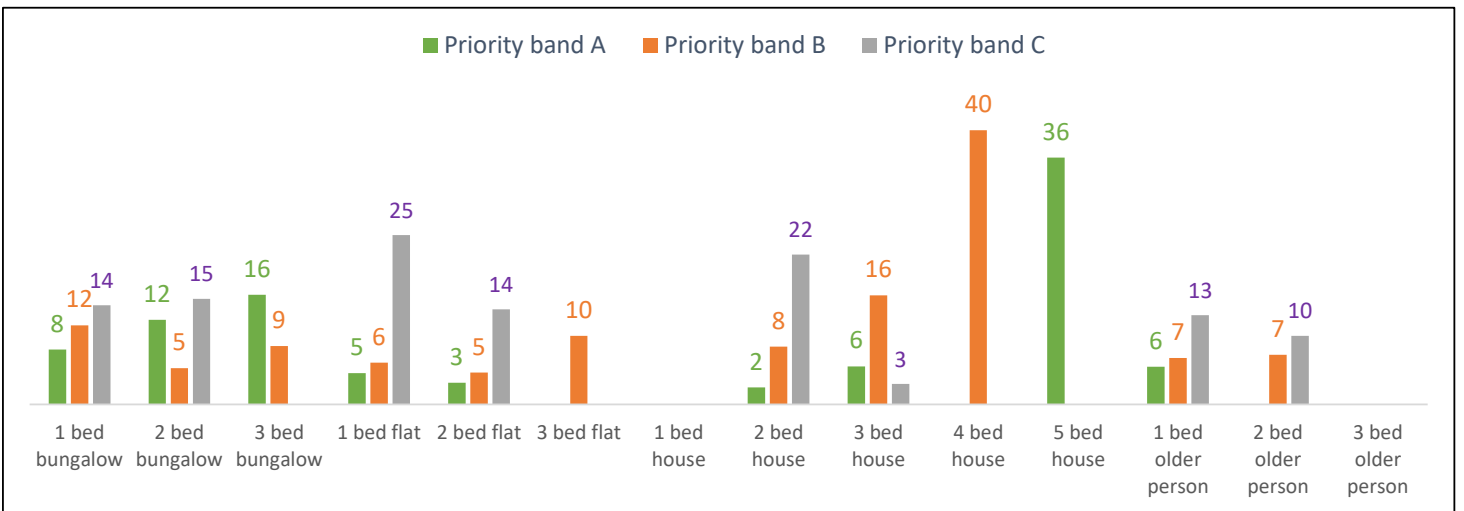
For more information about the priority 'bands' (A to F) for housing applications, please see the guide to the data.

The property size (number of bedrooms) needed by all applicants:

	1 bed	2 bed	3 bed	4 bed	5+ bed	Total
Age 18-39	112	186	89	16	2	405
Age 40-59	85	75	46	13	0	219
Age 60+	72	18	2	0	0	92
Total	269	279	137	29	2	716

## Average waiting times in months for a home in Braintree & Bocking

Average waiting times in months from all lets (June 2021 to May 2023), split by the application priority band:



## Proportion of all current applications housed each year in Braintree & Bocking

The proportion of Braintree & Bocking housing register applicants, who were housed each year. These figures have been derived from the average number of households housed in the last four years.

