



[www.braintree.gov.uk/housing/housing-statnav](http://www.braintree.gov.uk/housing/housing-statnav)

## Key Housing Needs Statistics

### Halstead

Snapshot: July 2023

To be read in conjunction with the  
'Guide to Key Housing Needs Statistics - Towns'

For all sources, more detailed housing needs data and a full guide to how to read this data, please visit the Housing StatNav website.



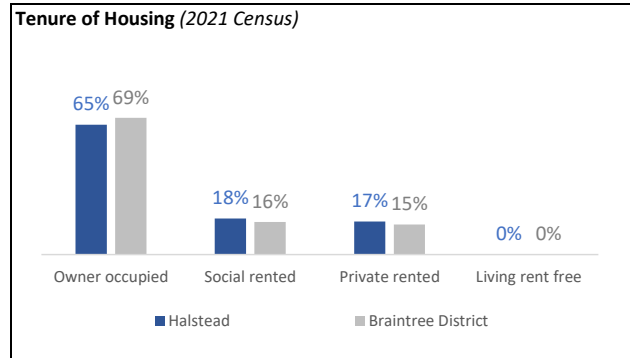
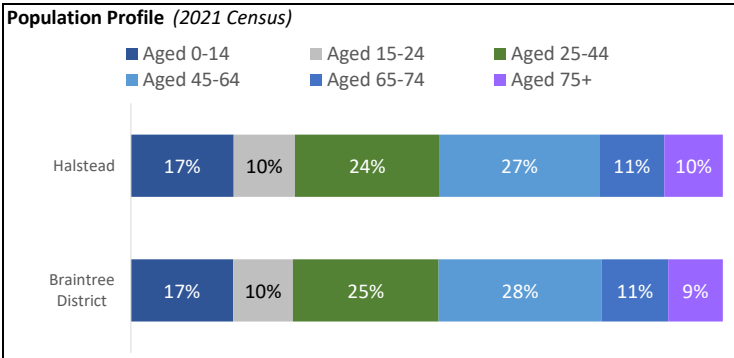
# Key Housing Needs Statistics

Snapshot: July 2023



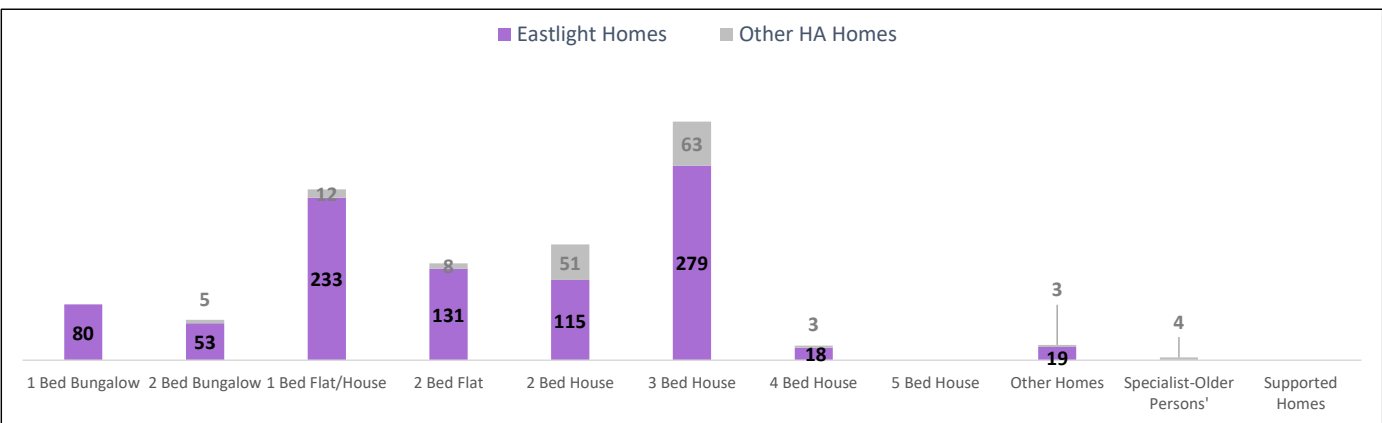
## Halstead

**Key statistics:** Population (2021 Census) - 12,921 Households (2021 Census) - 5,608  
 The Halstead population is 8.3% of the total Braintree District population (155,233)



## Housing Association homes to rent in Halstead

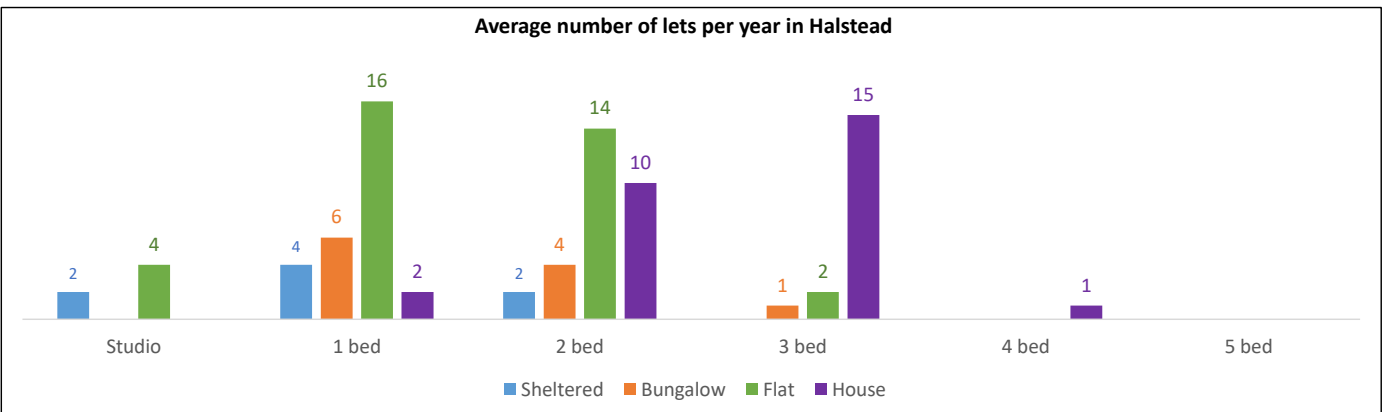
There were 1,077 Housing Association homes to rent in Halstead as at July 2023



Bungalows		Flats			Houses				Specialist-older persons'	Supported	Other	TOTAL
1 bed	2 bed	1 bed	2 bed	3 bed	2 bed	3 bed	4 bed	5 bed				
80	58	245	139	0	166	342	21	0	4	0	22	1,077

## Lettings history in Halstead

Number of lets per year of rented housing association homes (average from May 2009 to May 2023):



## Applicants waiting for a housing association home to rent in Halstead

There were 223 households registered on Braintree District Council's system (Gateway to HomeChoice) waiting for housing association homes (households with a current address in the town as at July 2023):

Priority band A	Priority band B	Priority band C	Other bands D to F
9 Applicants	33 Applicants	32 Applicants	149 Applicants

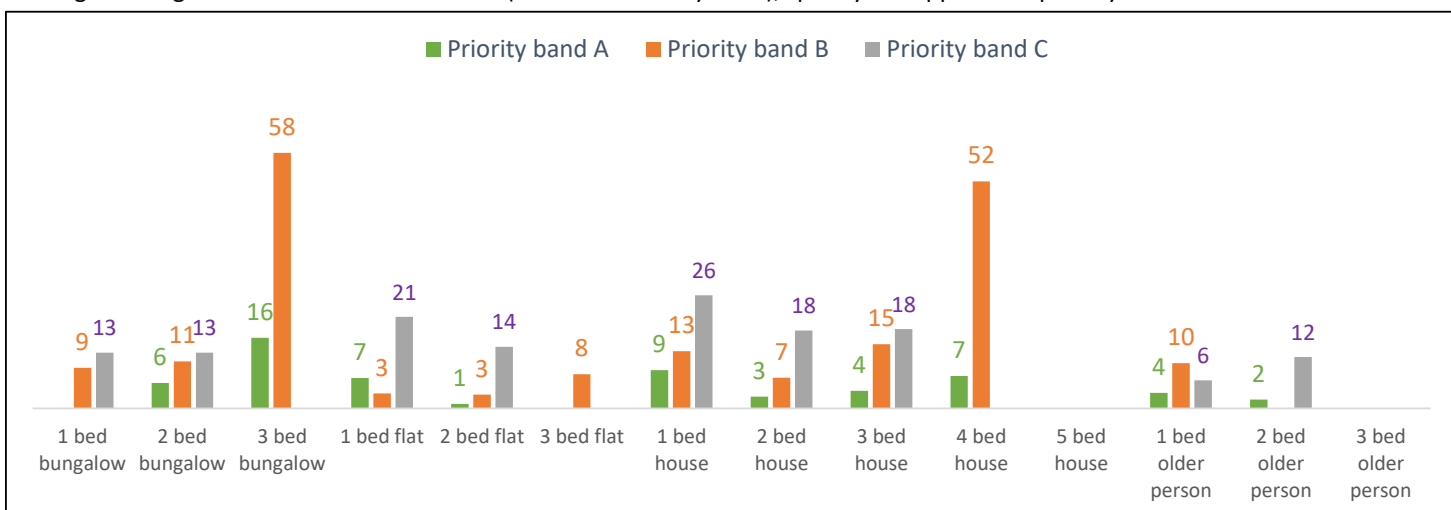
For more information about the priority 'bands' (A to F) for housing applications, please see the guide to the data.

The property size (number of bedrooms) needed by all applicants:

	1 bed	2 bed	3 bed	4 bed	5+ bed	Total
Age 18-39	25	45	29	7	0	106
Age 40-59	33	21	22	3	0	79
Age 60+	33	4	1	0	0	38
Total	91	70	52	10	0	223

## Average waiting times in months for a home in Halstead

Average waiting times in months from all lets (June 2021 to May 2023), split by the application priority band:



## Proportion of all current applications housed each year in Halstead

The proportion of Halstead housing register applicants, who were housed each year. These figures have been derived from the average number of households housed in the last four years.

