



www.braintree.gov.uk/housing/housing-statnav

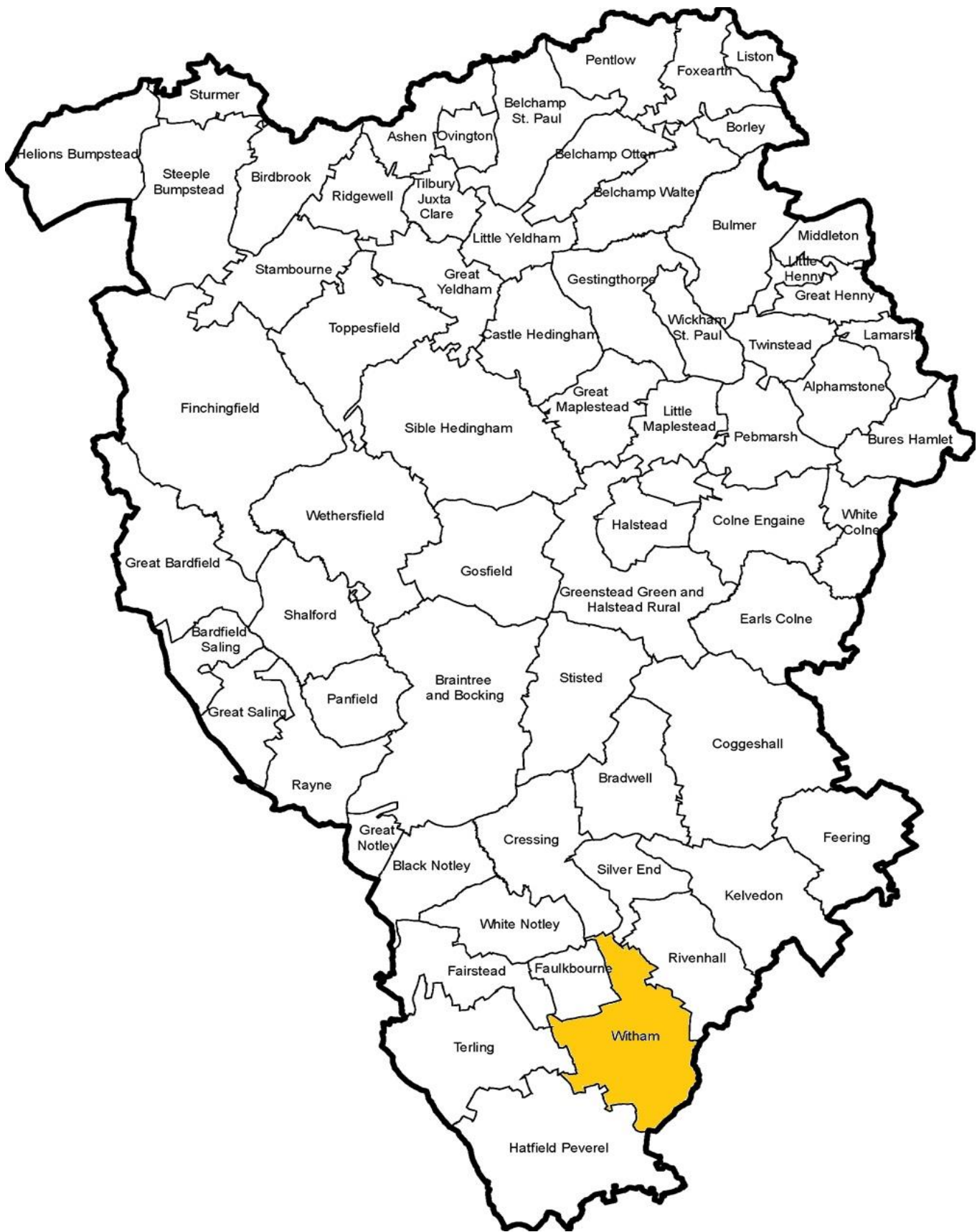
Key Housing Needs Statistics

Witham

Snapshot: July 2023

To be read in conjunction with the
'Guide to Key Housing Needs Statistics - Towns'

For all sources, more detailed housing needs data and a full guide to how to read this data, please visit the Housing StatNav website.



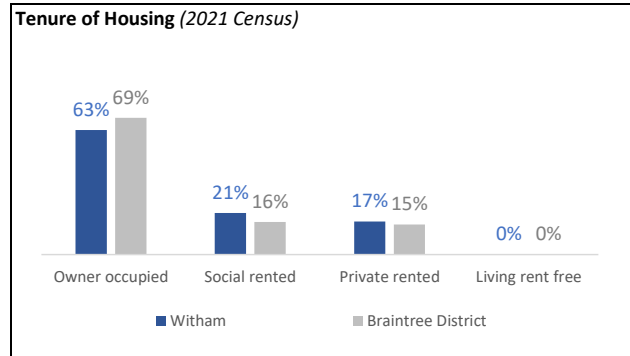
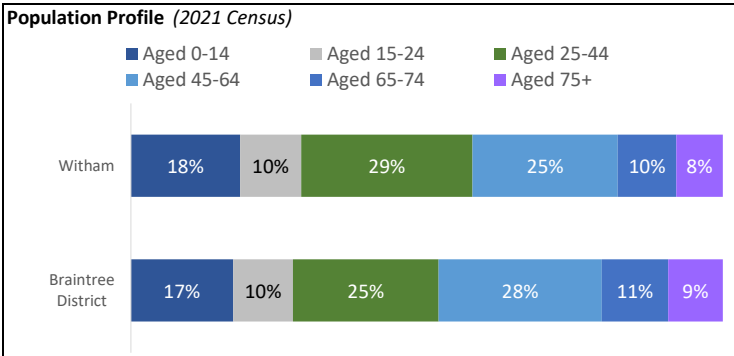
Key Housing Needs Statistics

Snapshot: July 2023



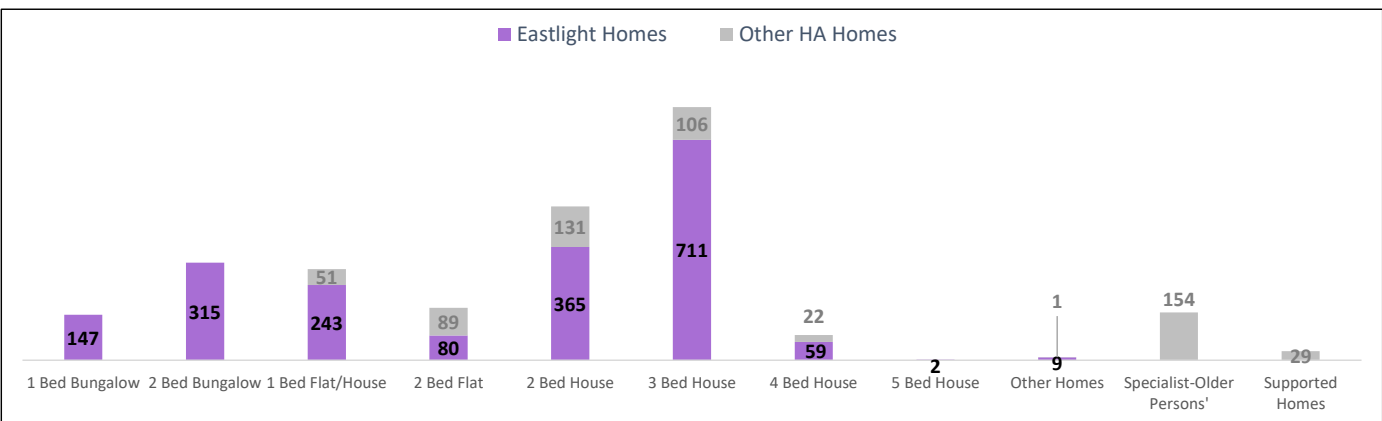
Witham

Key statistics: Population (2021 Census) - 27,031 Households (2021 Census) - 11,530
 The Witham population is 17.4% of the total Braintree District population (155,233)



Housing Association homes to rent in Witham

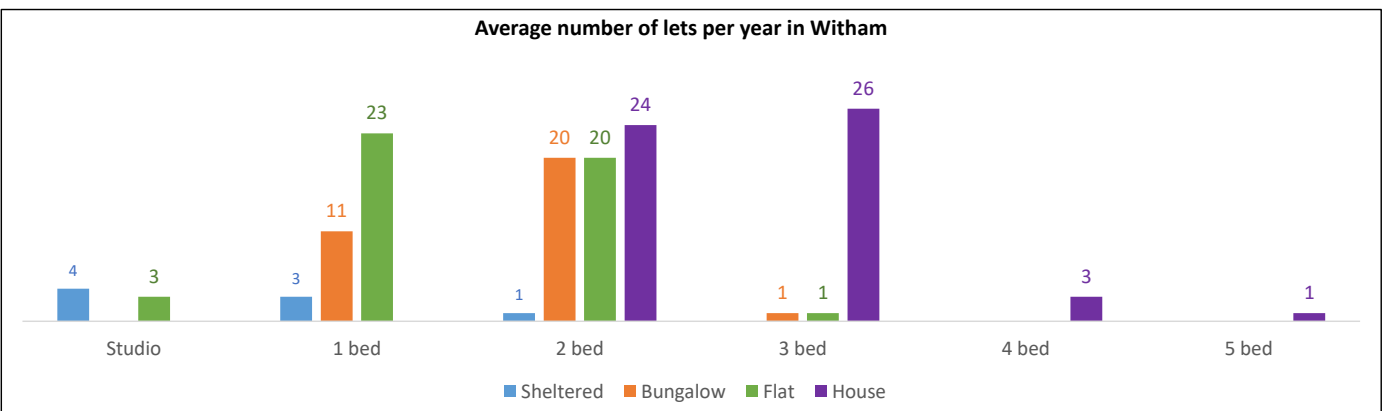
There were 2,514 Housing Association homes to rent in Witham as at July 2023



Bungalows		Flats			Houses				Specialist-older persons'	Supported	Other	TOTAL
1 bed	2 bed	1 bed	2 bed	3 bed	2 bed	3 bed	4 bed	5 bed				
147	315	294	169	0	496	817	81	2	154	29	10	2,514

Lettings history in Witham

Number of lets per year of rented housing association homes (average from May 2009 to May 2023):



Applicants waiting for a housing association home to rent in Witham

There were 435 households registered on Braintree District Council's system (Gateway to HomeChoice) waiting for housing association homes (households with a current address in the town as at July 2023):

Priority band A	Priority band B	Priority band C	Other bands D to F
16 Applicants	72 Applicants	57 Applicants	290 Applicants

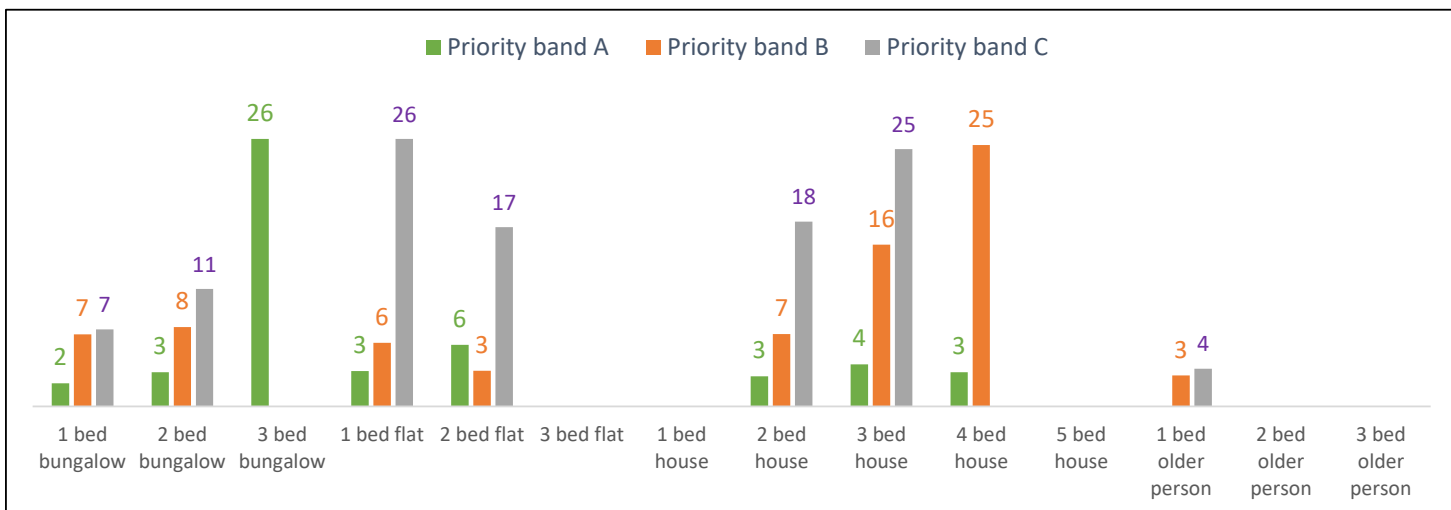
For more information about the priority 'bands' (A to F) for housing applications, please see the guide to the data.

The property size (number of bedrooms) needed by all applicants:

	1 bed	2 bed	3 bed	4 bed	5+ bed	Total
Age 18-39	57	109	60	12	1	239
Age 40-59	42	44	36	6	2	130
Age 60+	56	9	0	0	1	66
Total	155	162	96	18	4	435

Average waiting times in months for a home in Witham

Average waiting times in months from all lets (June 2021 to May 2023), split by the application priority band:



Proportion of all current applications housed each year in Witham

The proportion of Witham housing register applicants, who were housed each year. These figures have been derived from the average number of households housed in the last four years.

